
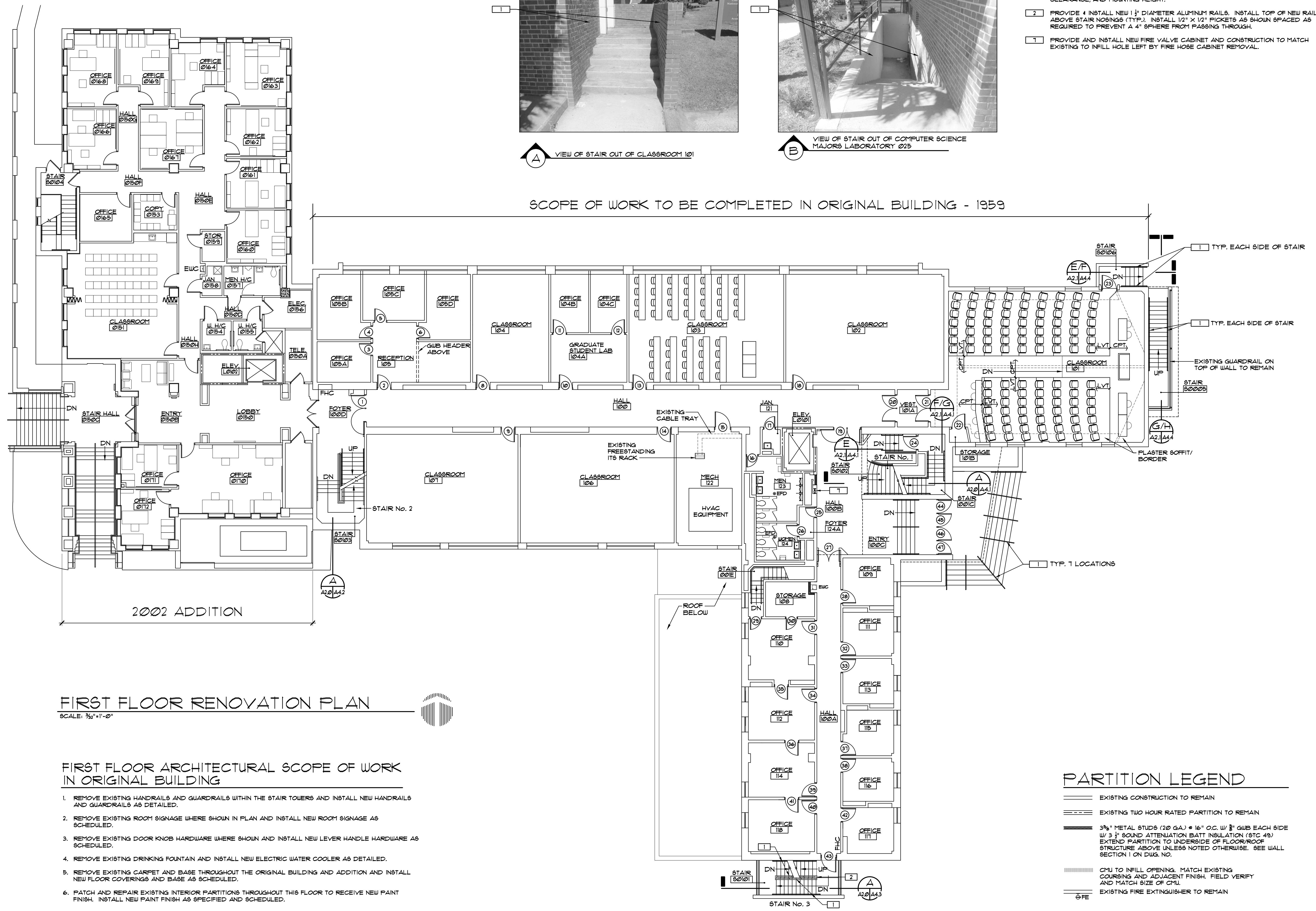


THESE DRAWINGS AND RENDERINGS ARE INSTRUMENTS OF SERVICE. THE DRAWINGS AND COPIES THEREOF, INCLUDING ELECTRONIC MEDIA AND CAD FILES, ARE THE PROPERTY OF HICKS NATION ARCHITECT, INC. THEIR USE, REPRODUCTION OR REPRODUCTION IN ANY FORM OR CONTENT BY ANY OTHER PARTY WITHOUT THE WRITTEN AGREEMENT OF HICKS NATION ARCHITECT, INC. IS PROHIBITED. THIS COPYRIGHT NOTICE SHALL BE PLACED ON EACH DRAWING EXHIBIT OR RENEWING ON THIS DOCUMENT AND SHALL NOT BE REMOVED FROM THESE DOCUMENTS. JOHN W. NATION ARCHITECT, INC. COPYRIGHT © 2021



- ### NEW WORK NOTES
- 1 PROVIDE & INSTALL NEW 1 1/2" DIAMETER ALUMINUM HANDRAIL WITH PROPER EXTENSIONS, CLEARANCE, AND MOUNTING HEIGHT.
 - 2 PROVIDE & INSTALL NEW 1 1/2" DIAMETER ALUMINUM RAILS. INSTALL TOP OF NEW RAIL 42" ABOVE STAIR NOSINGS (TYP.). INSTALL 1/2" X 1/2" PICKETS AS SHOWN SPACED AS REQUIRED TO PREVENT A 4" SPHERE FROM PASSING THROUGH.
 - 3 PROVIDE AND INSTALL NEW FIRE VALVE CABINET AND CONSTRUCTION TO MATCH EXISTING TO INFILL HOLE LEFT BY FIRE HOSE CABINET REMOVAL.

FIRST FLOOR RENOVATION PLAN

SCALE: 3/32" = 1'-0"

FIRST FLOOR ARCHITECTURAL SCOPE OF WORK IN ORIGINAL BUILDING

1. REMOVE EXISTING HANDRAILS AND GUARDRAILS WITHIN THE STAIR TOWERS AND INSTALL NEW HANDRAILS AND GUARDRAILS AS DETAILED.
2. REMOVE EXISTING ROOM SIGNAGE WHERE SHOWN IN PLAN AND INSTALL NEW ROOM SIGNAGE AS SCHEDULED.
3. REMOVE EXISTING DOOR KNOB HARDWARE WHERE SHOWN AND INSTALL NEW LEVER HANDLE HARDWARE AS SCHEDULED.
4. REMOVE EXISTING DRINKING FOUNTAIN AND INSTALL NEW ELECTRIC WATER COOLER AS DETAILED.
5. REMOVE EXISTING CARPET AND BASE THROUGHOUT THE ORIGINAL BUILDING AND ADDITION AND INSTALL NEW FLOOR COVERINGS AND BASE AS SCHEDULED.
6. PATCH AND REPAIR EXISTING INTERIOR PARTITIONS THROUGHOUT THIS FLOOR TO RECEIVE NEW PAINT FINISH. INSTALL NEW PAINT FINISH AS SPECIFIED AND SCHEDULED.

PARTITION LEGEND


- EXISTING CONSTRUCTION TO REMAIN
- EXISTING TWO HOUR RATED PARTITION TO REMAIN
- 3/8" METAL STUDS (20 GA.) @ 16" O.C. W/ 1/2" GWB EACH SIDE W/ 3 1/2" SOUND ATTENUATION BATT INSULATION (STC 49) EXTEND PARTITION TO UNDERSIDE OF FLOOR/ROOF STRUCTURE ABOVE UNLESS NOTED OTHERWISE. SEE WALL SECTION I ON DWG. NO.
- CMU TO INFILL OPENING. MATCH EXISTING COURSING AND ADJACENT FINISH. FIELD VERIFY AND MATCH SIZE OF CMU.
- FE EXISTING FIRE EXTINGUISHER TO REMAIN

NO.	DATE	REVISION

Hicks Nation Architects Incorporated

Architecture
 Programming
 Planning
 1382
 Timberlane Road
 Suite C
 Tallahassee FL
 32312
 850.893.1130
 License Number
 AA C00 1403

BUILDING RENOVATIONS
LOVE BUILDING
 FSU PROJECT NO. 1900052
 FLORIDA STATE UNIVERSITY
 FIRST FLOOR RENOVATION PLAN



John W. Nation
 AR 12778

DATE
MAR. 12, 2021
 PROJECT NO.
2053
 DESIGNED BY
JWN
 DRAWN BY
MFL
 CHECKED BY
JWN
 DWG. NO.

A2.1