



Menu



Help / Mac

Search Help & Support

[Help](#) > [Skype](#) > [Calling](#) > [Skype to Skype calling](#)

Calling someone who's on Skype (Mac)

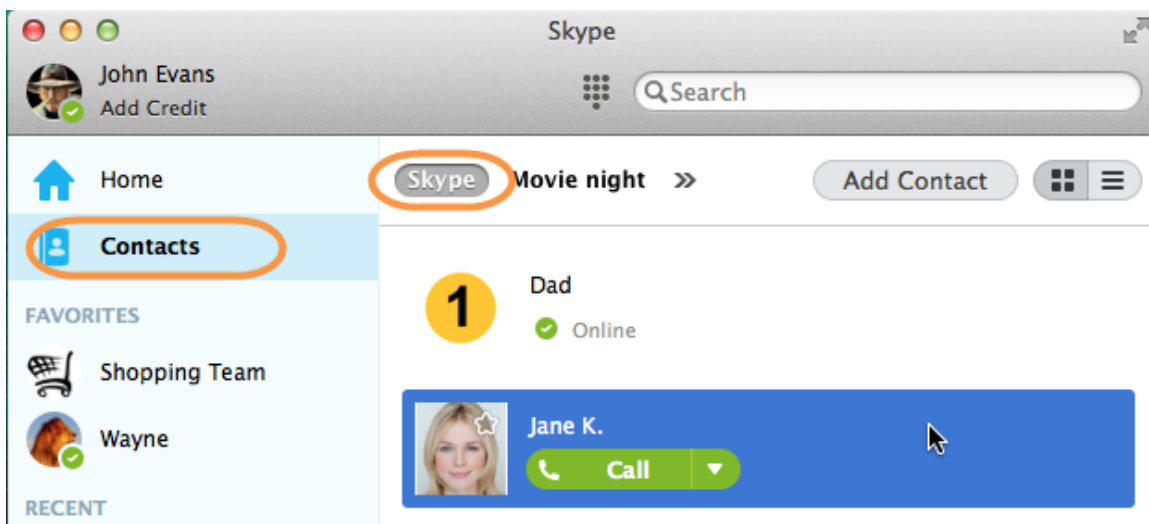
[Have you downloaded Skype](#) and [joined us](#)? Then you're ready to get calling.

You can talk to anyone else on Skype, anywhere in the world, for free. If you want to call someone on their mobile phone or landline, [check here](#).

First you need to find your friends on Skype and [add them to your contact list](#). Then it's really easy to call them.

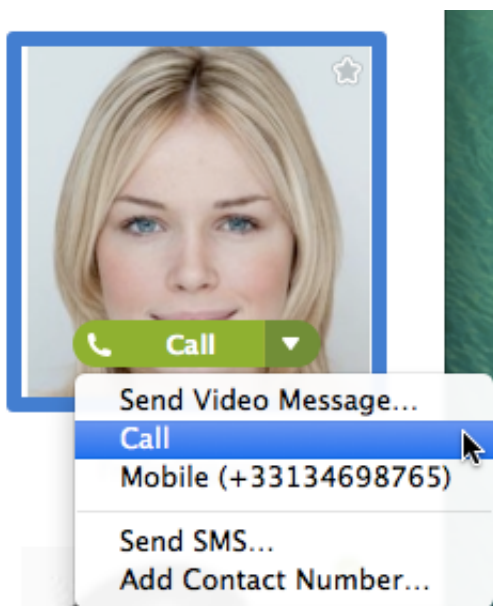
To call someone in your contact list

- 1 In Skype, click **Contacts** and then click **Skype** (you may need to click >> first if you don't see **Skype**).







- 2 Find the person you want to call.
- 3 Place your cursor over the person's picture to see the green call button, then click the little down arrow and select **Call**.

The green call button displays different ways to call someone - when your friend is online, you will see **Video Call** if you have a webcam, or **Call** if you don't.



The screen changes color, a call bar appears at the bottom of the screen and you'll hear ringing until the other person answers.

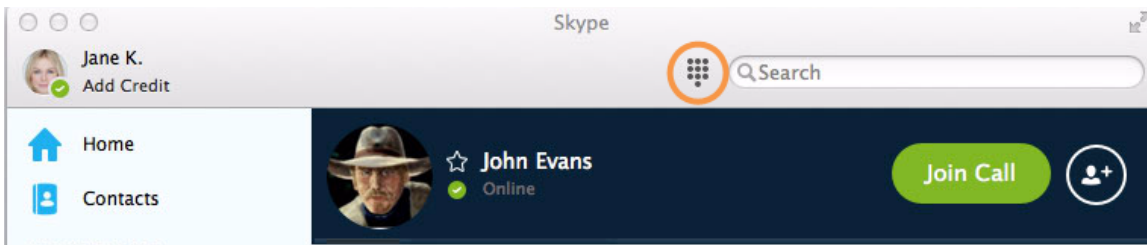
Remember: If the contact has one of these    status icons next to their name, it means they're on Skype so it's free to call.

If you see the call forwarding icon , or a number under the contact's name, it means they're on a mobile or landline, so you'll need a little Skype Credit or a subscription to make a call.

- 4 If you don't hear the other person or they can't hear you, you may need to [check your call settings](#).
- 5 To hang up, click the red **End Call** button.



Useful things you can do on a call



Show the dial pad, so you can [dial extensions](#) or [make DTMF tones](#).